

Innenansicht

View from the Inside

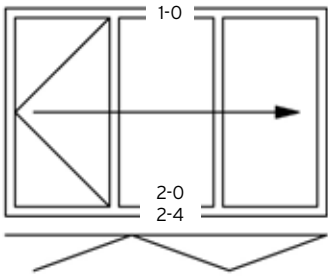
① erstöffnend / primary panel

② zweitöffnend / secondary panel



Einbruchhemmende Zusatzausstattung verfügbar. /
Burglar resistant supplementary equipment available.

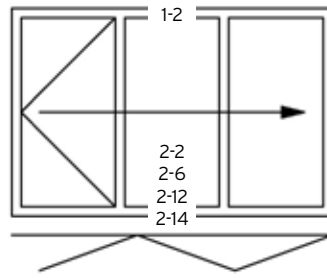
SL 66 „u“ I - 3R



Details für unten
aufstehende Faltwand.
Details for floor mounted
folding glass doors.



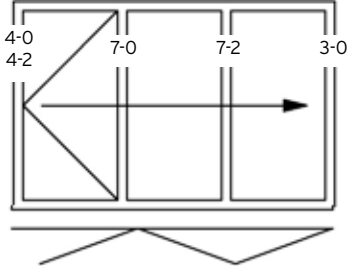
SL 66 „o“ I - 3R



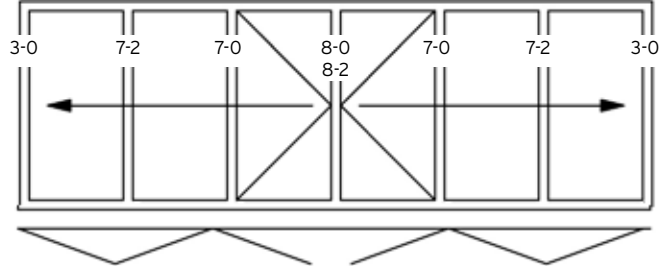
Details für oben
anhängende Faltwand.
Details for top hung
folding glass doors.



I - 3R

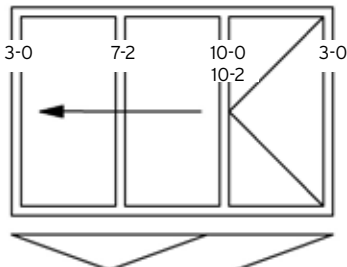


I - 3L 3R

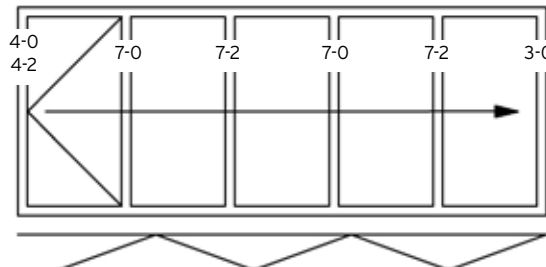


oder
/ or

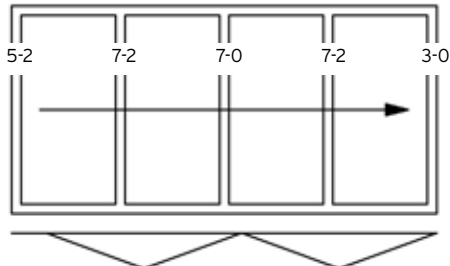
I - 2L 1R



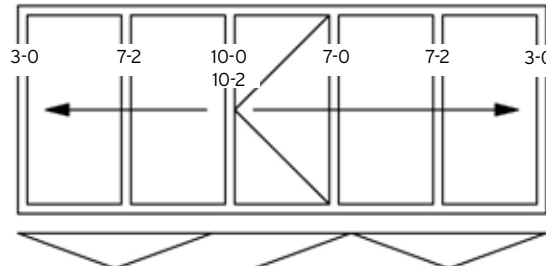
I - 5R



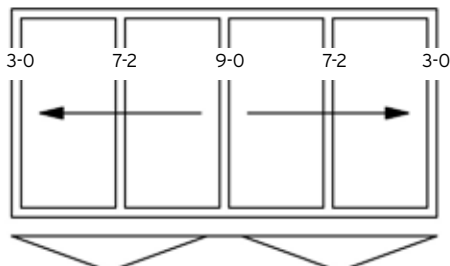
I - 4R



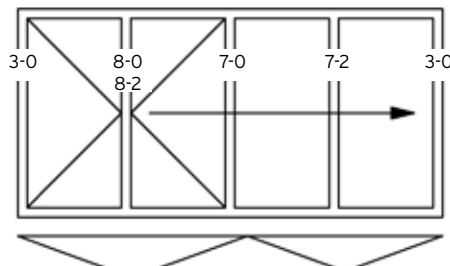
I - 2L 3R



I - 2L 2R



I - 1L 3R



oder
/ or

Innenansicht

View from the Inside

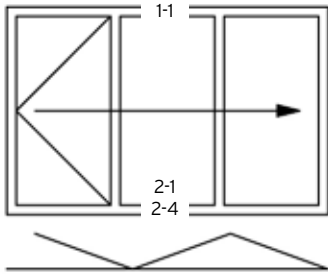
① erstöffnend / primary panel

② zweitöffnend / secondary panel



Einbruchhemmende Zusatzausstattung verfügbar. /
Burglar resistant supplementary equipment available.

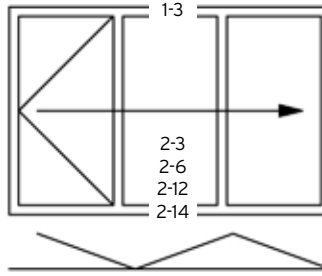
SL 66 „u“ A - 3R



Details für unten aufstehende Faltwand.
Details for floor mounted folding glass doors.



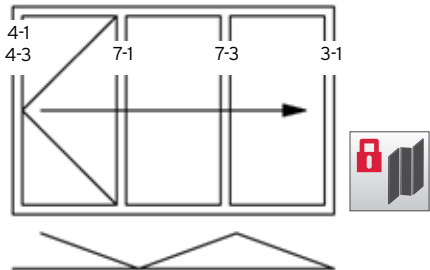
SL 66 „o“ A - 3R



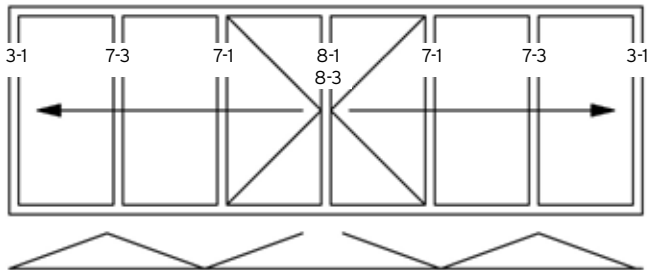
Details für oben anhängende Faltwand.
Details for top hung folding glass doors.



A - 3R

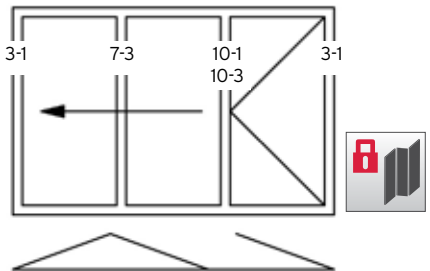


A - 3L 3R

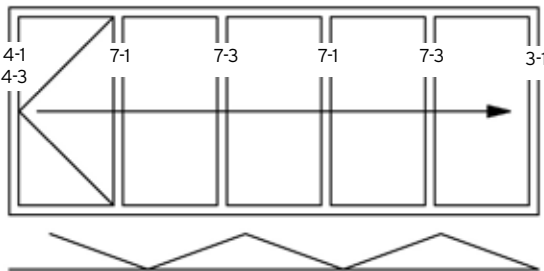


oder
/ or

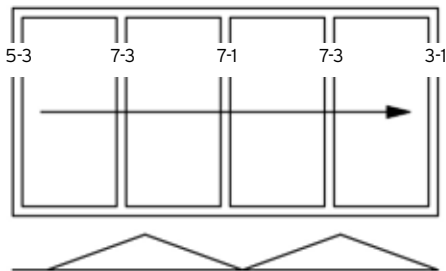
A - 2L 1R



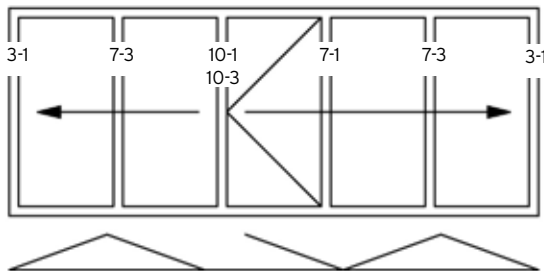
A - 5R



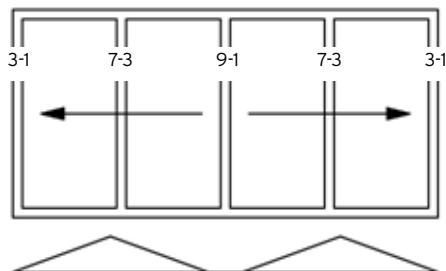
A - 4R



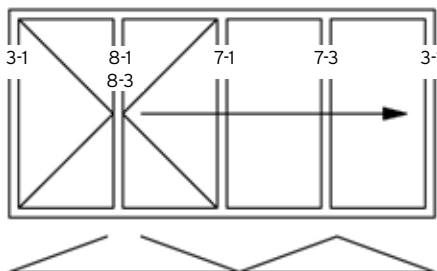
A - 2L 3R



A - 2L 2R



A - 1L 3R

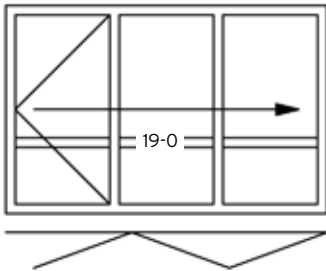


oder
/ or

Innenansicht

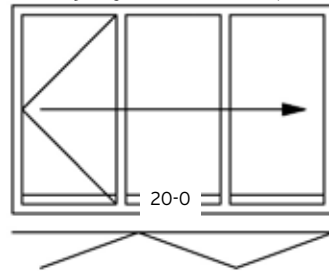
View from the Inside

Faltwand mit Sprosse.
Folding façade with transom.

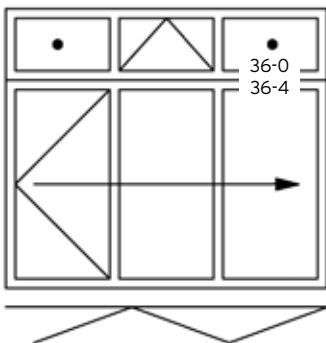


Einbruchhemmende
Zusatzausstattung
verfügbar./
Burglar resistant
supplementary equip-
ment available.

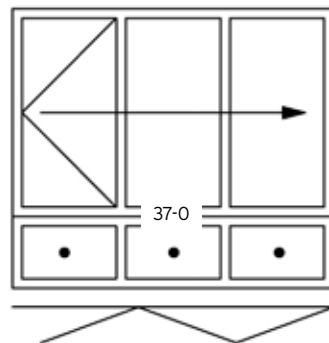
Faltwand mit Sockel.
Folding façade with base profile extension.



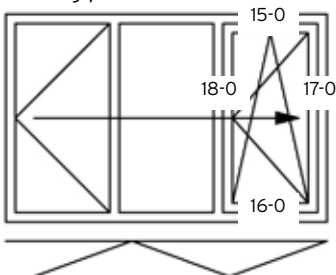
Faltwand mit Oberlicht.
Folding façade with overhead panel.



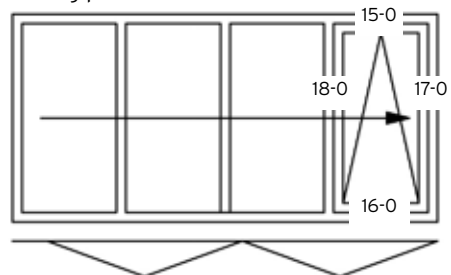
Faltwand auf Brüstung.
Folding façade on parapet.



Faltwand mit Drehkipplügel im Faltflügel.
Folding façade with tilt and turn panel integrated in
folding panel.



Faltwand mit Kipplügel im Faltflügel.
Folding façade with tilt panel integrated in
folding panel.



Innenansicht

View from the Inside

Grundrissbeispiele:

Bei einer abgewinkelten Anlage wird die Ausführung funktionsbedingt der Einbausituation angepasst.

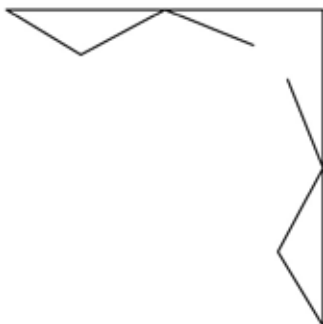
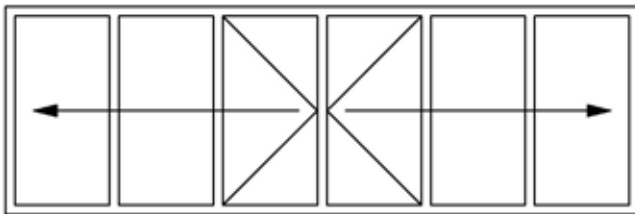
Bei einer Glas-Faltwand mit wegfaltbarer Ecke sind Einschränkungen hinsichtlich Winddichtheit, Schlagregendichtheit und Bedienkomfort möglich im Vergleich zu einer Glas-Faltwand mit geradem Grundriss.

Floor plan examples:

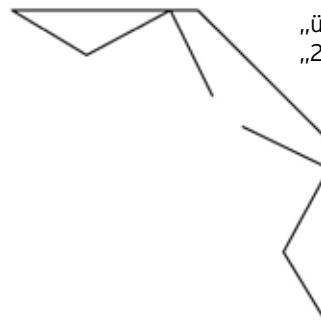
In the case of an angled configuration the design is adapted to the situation and functional requirements.

In the case of a folding glass door with foldable corner post watertightness, air permeability and ease of operation will be compromised compared to a folding glass door with a standard-straight layout.

I - 3L 3R



„über 90° Ecke“ / „open 90° corner“



„über 2 Ecken“ / „2 open 135° corners“